

## DVD-PUBLISHING, STREAMING ON-DEMAND PRODUCTION AND THE END-USERS PERSPECTIVE

### Abstract

This study describes what how to deal with what the User Wants. The user wants to Custom Burn Only Selected Chapters Out Of the Entire Course. Some times the user wants to watch a DVD with a portable hand held DVD player, and not with a computer connected to the internet. Thus, this study reviews some of the software applications that can facilitate such efforts. It deals with file formats such as bit map and jpeg. It deals with a presentation as well as the distribution of the media. How to facilitate both, without overloading the user and the author. This study reviews issues of the end user to associate the physical DVD disk with the custom made DVD. It describes how a typical university author and students will take advantage of such on-demand technology.

After The Semester Is Over, the User May Recycle the DVD Disk to Record another Video Movie Lectures, much like the authors or the instructors may choose to start over again and discard an earlier version of their work. It illustrates the concept and advantages of on-demand DVD-Publishing. Such advantages include but not limited to the following example: After studying some more, the user may realize that he needs some more material. In that event, the student can go back to the server, and download the extra chapters.

### Introduction and Overview

The study discusses some specific software activities such as Export to Disk from DVD-moviealbum, the DVD Authoring and editing software the authors used, produces the following files: Index.htm, vrexport.inf, and playall.wvx. The purpose of these files is to progressively stream the chapters over the internet, intranet, or extranet, which-ever is relevant. The study deals with the File Name which Is Truncated To Increase The Compatibility Among A Variety Of Web Servers And Operating Systems. It deals with Animated Thumbnail Entertain the User And Make the Material a Bit More Approachable, And Enjoyable, as well as with Phone Number URL Can Be Sources of Fund Raising As Well As Provide Updates, Upgrades and Support

Another element of these DVDs is the URL (Universal Resource Locator Internet address) Phone number that shows up on the thumbnails. Such examples include (305)onmydvd.Com and (305)ontrial.org. Such phone number URL, represents our ability to overlay messages on the thumbnails, and on the Videos as the users plays them back, or streams them over the wire. Such URL can be sources of fund raising as well as clickable hyperlinks to the website that will provide updates, upgrades and support.

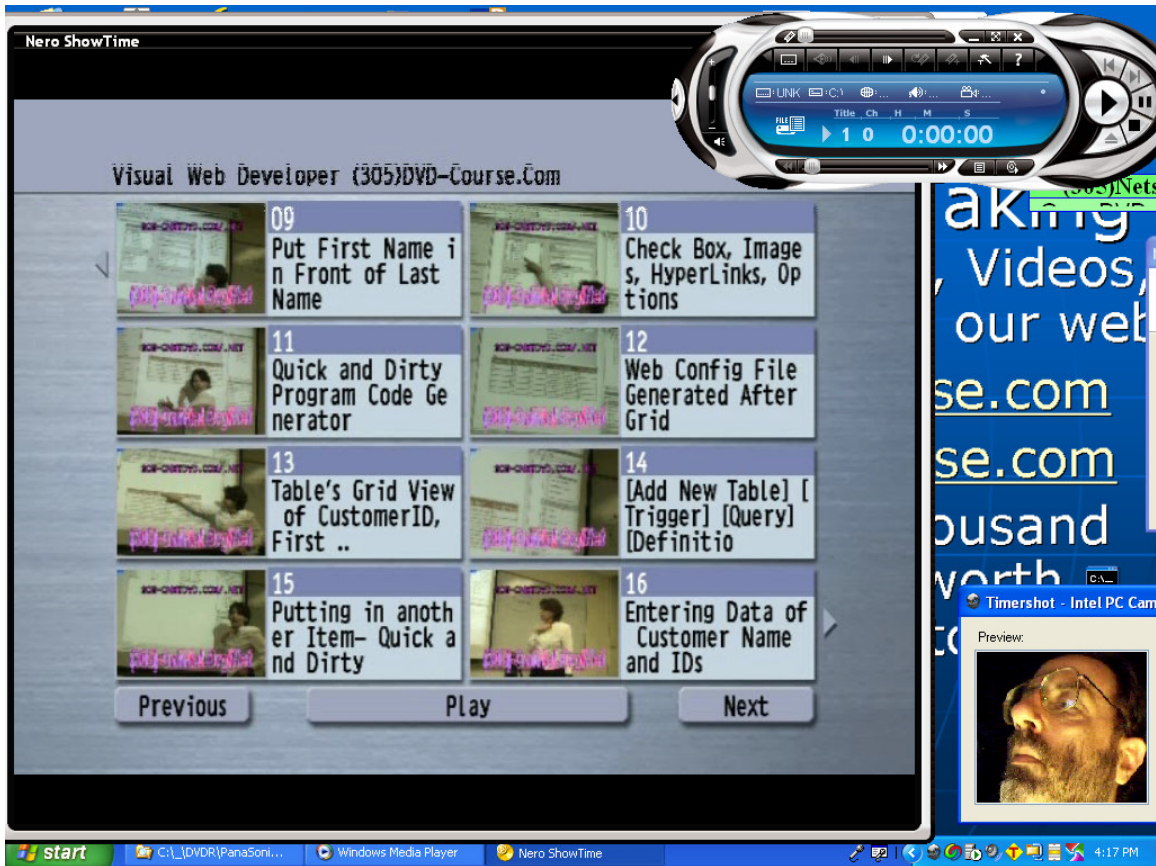
Another important issue is scaling the process. The Process Can Be Totally Automated From the Recording Digitizing, Entitling, Burning and Streaming, that is very important when dealing with thousands of authors and many more users. It provides some specific examples of courses such as: "Web Microsoft Accounting Excels VBA Audit." Likewise, it deals with issues of different DVD Media (DVD-R, DVD+R, DVD-RW, DVD+RW, DVD-RAM, Blu-ray, and HDDVD), file formats (FAT32, NTFS), OSes (Windows, DOS, Unix), and DVD Software. It deals with advertising in the DVD Title which contains a toll-free vanity telephone number and a URL, and its importance for fund raising and providing end-user support. This study discusses issues of quality assurance and internal controls. For example it shows how a Program Can Detect a Missing DVD Chapters By Spotting The Increments Of Chapter Numbers That Exceeds the value of 1. Likewise, it deals with issues of Disc Label Design and Production. Its importance for publishing on-demand is to facilitate not only recognition of the topic but also telephone and web site support. Users can easily call or surf the web site to obtain answers to common questions.

Insert here ----Appendix 1

----Appendix 1 Starts

Nero Show Time Media Player Displaying Chapters 9-16 of a Visual Web Developer DVD

3Dr-Nero-BMP-ARushPhD-1-(888/886)-DVD-Authoring.bmp File Name



**User Wants to Custom Burn Only Selected Chapters Out Of the Entire Course 10 DVDs, Chapters 9-16**

Appendix 1 describes a “Nero Show Time Media Player Displaying Chapters 9-16 of a Visual Web Developer DVD.” It provides us with a sample DVD screen shot that we can use to illustrate the process on streaming and web casting a DVD Audio Video (A/V) on Demand. The authors used the Nero software to display some chapters of this DVD. The “3Dr-Nero-BMP-ARushPhD-1-(888/886)-DVD-Authoring.bmp” is the File Name that contains the image of this screen shot. Such a file is important for the end user to associate the physical DVD disk with the custom made DVD. For example, if the user has 10 DVDs containing the entire course of Visual Web Development, each DVD with about 100 chapters, this is a total of 1,000 chapter clips.

Let’s assume that the user wants to custom burn only these chapters out of the entire course, chapters 9-16. The user can check mark these chapters on a dialog box displayed on an order form on the web server.

Insert here ----Appendix 2

After The Semester Is Over, the User May Recycle the DVD Disk to Record another Video Movie Lecture

Appendix 2 shows the physical disc cover displayed on the web server as a Cover. Jpg File Name, and pasted on the physical DVD. Likewise, it also shows the “256BMP-(888)Nets-Expert.Org Web Microsoft Accounting Excels VBA Audit.bmp” File Name, which represents another course that this student user is taking, “Web Microsoft Accounting Excels VBA Audit.” Much like the first course, this course contains about 10 DVDs of 4 hours each and a total of 40 hours. Much like before, our student user wishes to custom burn only chapters 1-6 from this course. This way the user can custom burn on-demand various chapters from various courses in one re-writable DVD to prepare for the finals. After the semester is over, the user may recycle the DVD disk to record another video movie or another lecture.

----Appendix 2 Starts

DiscCover.jpg File Name



----Appendix 2 Ends

256BMP-(888) Nets-Expert.Org Web Microsoft Accounting Excels VBA Audit.bmp File Name

1<sup>st</sup> 6 Chapters Thumb Nails Screen Shot Display of a DVD-Video Disk Plaid-back in a PC- Clips 1-6

And Excels VBA Audit. It includes “1<sup>st</sup> 6 Chapters Thumb Nails Screen Shot Display of a DVD-Video Disk Plaid-back in a PC- Clips 1-6.”



----Appendix 3 Ends

Insert ----Appendix 4

These Way Users Can Easily Correlate The Original DVD With The Material That They Wish To Custom Burn.

After studying some more, the user may realize that he needs some more material. In that event, the student can go back to the server, and download the last 3 chapters. Appendix 4 describes these “Last 3 Chapters Thumb Nails Screen Shot Display of a DVD-Video Disk Plaid-back in a PC- Clips 97-99.” The server stores these screen shots in an image database file and displays them on-demand, in the “Dr-BMP-Sonic-ARushPhD-1-888-886-DVD-Authoring.bmp” File Name. These way users can easily correlate the original DVD with the material that they wish to custom burn.

----Appendix 4 Starts

Last 3 Chapters Thumb Nails Screen Shot Display of a DVD-Video Disk Plaid-back in a PC- Clips 97-99  
Dr-BMP-Sonic-ARushPhD-1-888-886-DVD-Authoring.bmp File Name



----Appendix 4 Ends

Students Can View The Downloaded DVD Chapters Later, When They Have Time No Network Is Available.

Export to Disk from DVD-MovieAlbum, the DVD Authoring and editing software the authors used, produces the following files: Index.htm, VrExport.inf, and PlayAll.wvx. The purpose of these files is to progressively stream the chapters over the internet, intranet, or extranet, which-ever is relevant. If the students have the connectivity to the network, and the desire to sit in front of a computer, then they do not need a DVD Player hardware, they can stream the chapters and view them in a browsers media play, and progressively download them. Or, alternatively, the students can download the chapters by clicking the appropriate thumbnail, overnight, without watching the videos. The computer can store the relevant chapters on its local storage, and the students can view the downloaded DVD Chapters later, when they have time, even the network is no longer available.

File Name Is Truncated To Increase The Compatibility Among A Variety Of Web Servers And Operating Systems.

Appendix A describes the Index.htm (Hyper Text Markup) language file, on the web server that renders the first few pages on the WWW (World Wide Web) Server. This 1st Page of Index.htm contains the thumbnails, that the users will see on their browser. Since, the authors, are using the server they store it on a local drive with the path of "C:\(888)Nets-Expert.Org Web Microsoft Accounting Excels VBA Audit\pages\page001.htm" If a user clicks on the "5 Exam View Asses" thumbnail, or hyperlink, their resident media player, such as Microsoft Media Player will try to display the contents of Chapter 5, dealing with Exam-View Assessment. Notice, that the file name is truncated to the first set of characters to increase the compatibility among a variety of web servers and operating systems, to about the first 16 characters.

Animated Thumbnail Entertain the User And Make the Material a Bit More Approachable, And Enjoyable

**98 VBA Error Co** "98 VBA Error Co" is the truncated title of chapter 98 dealing with Visual BASIC (Beginning All Purpose Symbolic Interactive Code) for Applications Error Correction methodology. Notice the animated thumbnail, design to entertain the user and make the material a bit more approachable, and enjoyable. As soon as the user clicks it, the animated title will playback for the first 10-20 seconds, following with the course material. Not to overdo the entertainment aspect of the course, only selected chapters have animated titles. Likewise, the 1<sup>st</sup> title is also animated, but the rest are not. But, the last chapter, chapter number 99, does not have an animated title.

Phone Number URL Can Be Sources of Fund Raising As Well As Provide Updates, Upgrades and Support

Another element of these DVDs is the URL (Universal Resource Locator Internet address) Phone number that shows up on the thumbnails. Such examples include (305)OnMyDVD.Com and (305)OnTrial.org. Such phone number URL, represents our ability to overlay messages on the thumbnails, and on the Videos as the users plays them back, or streams them over the wire. Such URL can be sources of fund raising as well as clickable hyperlinks to the website that will provide updates, upgrades and support.

Export to Disk from DVD-MovieAlbum produces the following files:

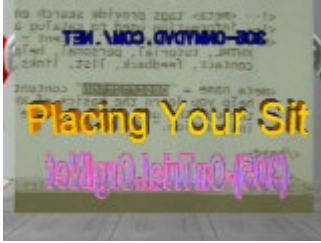
Index.htm  
VrExport.inf  
PlayAll.wvx

----Appendix A Starts


Appendix A:  
Index.htm  
1<sup>st</sup> Page of Index.htm

C:\(888)Nets-Expert.Org Web Microsoft Accounting Excels VBA Audit\pages\page001.htm

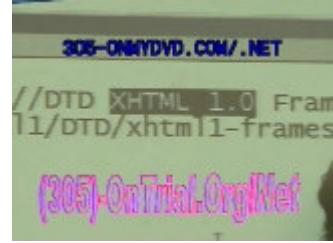
[http://\(888\)Nets-Expert.Org Web Microsoft Accounting Excels VBA Audit](http://(888)Nets-Expert.Org%20Web%20Microsoft%20Accounting%20Excels%20VBA%20Audit)



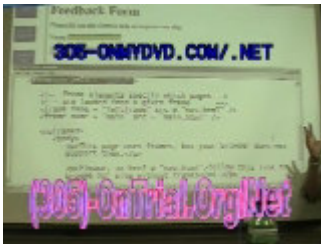
[1 Site at the to](#)



[2 Web Site Promo](#)



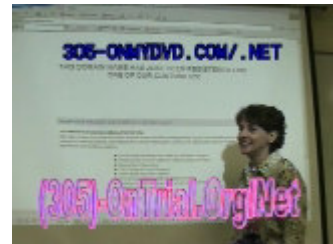
[3 DTD XHTML Ver](#)



[4 Frameset Eleme](#)



[5 Exam View Asse](#)




[6 Domain Name Re](#)




C:\(888)Nets-Expert.Org Web Microsoft Accounting Excels VBA Audit\pages\page017.htm

Last Page of index.htm

# (888)Nets-Expert.Org Web Microsoft Accounting Excels VBA Audit



97 Exit  
MessageB



98 VBA Error  
Co



99 Under-Bar  
VBA



----Appendix A Ends

Insert ----Appendix B

### The Process Can Be Totally Automated From the Recording Digitizing, Entitling, Burning and Streaming

Appendix B shows the “VrExport.inf – Video Recording Exported Clips to inf” file. This file represents the Video Recording Export INFormation file. It contains the entire ASCII chapter title and its serial number, facilitating compatibility across different DVD Media (DVD-R, DVD+R, DVD-RW, DVD+RW, DVD-RAM, Blu-ray, and HDDVD), file formats (FAT32, NTFS), OSES (Windows, DOS, Unix), and DVD Software. Notice again that the DVD Title contains a toll-free vanity telephone number and a URL, along with the title, creating the “Data Path: c:\(888)Nets-Expert.Org Web Microsoft Accounting Excels VBA Audit\VrExport.inf,” which originated in the “Disk Title: (888)Nets-Expert.Org Web Microsoft Accounting Excels VBA Audit.” This way the process can be totally automated from the recording of the A/V files, converting them from analog to digital, entitling, burning them and streaming them. In this case, the first numbered line is “001\_1 Site at the top of a Search List.mpg,1 Site at the top of a Search List.” It is the first chapter of this DVD. Likewise, the next line: “002\_2 Web Site Promotion and Positioning.mpg,2 Web Site Promotion and Positioning” is the 2<sup>nd</sup> chapter of this DVD disk.

----Appendix B Starts

VrExport.inf – Video Recording Exported Clips to inf

ExportToDisk

Data Path: c:\(888)Nets-Expert.Org Web Microsoft Accounting Excels VBA Audit\VrExport.inf

Disk Title: (888)Nets-Expert.Org Web Microsoft Accounting Excels VBA Audit

VrExport.inf

Title,(888)Nets-Expert.Org Web Microsoft Accounting Excels VBA Audit

001\_1 Site at the top of a Search List.mpg,1 Site at the top of a Search List

002\_2 Web Site Promotion and Positioning.mpg,2 Web Site Promotions and Positioning

003\_3 DTD XHTML Version 1 Frames.mpg,3 DTD XHTML Version 1 Frames

004\_4 Frameset Elements Name.mpg,4 Frameset Elements Name

005\_5 Exam View Assessment.mpg,5 Exam View Assessment

006\_6 Domain Name Registered.mpg,6 Domain Name Registered

007\_7 Security Policy Video Assessment.mpg,7 Security Policy Video Assessment

008\_8 Markup Language title of Policy Test.mpg,8 Markup Language title of Policy Test

009\_9 Identitiy Theft Underlying Weak Controls.mpg,9 Identitiy Theft Underlying Weak Controls

010\_10 Sarbanes-Oxley Requires Documentation.mpg,10 Sarbanes-Oxley Requires Documentation

011\_11 Due Diligence Control Detection of Hackers.mpg,11 Due Diligence Control Detection of Hackers

012\_12 Phony Sales Creation and Detection.mpg,12 Phony Sales Creation and Detection

013\_13 Auditors Do Not Go Through All Records.mpg,13 Auditors Do Not Go Through All Records

014\_14 Creating Phony Sales Can be a Nightmare.mpg,14 Creating Phony Sales Can be a Nightmare

015\_15 Assess Video Remediation Tutoring Quiz.mpg,15 Assess Video Remediation Tutoring Quiz

016\_16 CISA Certified Information Systems Audit.mpg,16 CISA Certified Information Systems Audit

017\_17 Certification CISA Study Review 7 Chapters.mpg,17 Certification CISA Study Review 7 Chapters

018\_18 Digital Drop Box on the WWWeb Portal.mpg,18 Digital Drop Box on the WWWeb Portal

019\_19 Design Mode for Excel and VBA.mpg,19 Design Mode for Excel and VBA

020\_20 Internal Video Recording Methods.mpg,20 Internal Video Recording Methods

021\_21 Using a Microphone to Record an Audit Trail.mpg,21 Using a Microphone to Record an Audit Trail

022\_22 Audit Trail WWW Microsoft.Com Search.mpg,22 Audit Trail WWW Microsoft.Com Search

023\_23 Download Windows Media Encoder 9 Series.mpg,23 Download Windows Media Encoder 9 Series

024\_24 Download and Save WME.mpg,24 Download and Save WME

025\_25 Windows Media Encode Wizard Installation.mpg,25 Windows Media Encode Wizard Installation

026\_26 Start Program Windows Media and Endcoder.mpg,26 Start Program Windows Media and Endcoder

027\_27 Screen Capture Session New Session Wizard.mpg,27 Screen Capture Session New Session Wizard

028\_28 Audit Trail as a Teaching Tool for Training.mpg,28 Audit Trail as a Teaching Tool for Training

029\_29 Advantages of Recording for Documentation.mpg,29 Advantages of Recording for Documentation

030\_30 Entering a File into the Encode Directory.mpg,30 Entering a File into the Encode Directory

031\_31 Quality Output File WMV Low Medium High.mpg,31 Quality Output File WMV Low Medium High

032\_32 Click Start Encoding to Start The Recording.mpg,32 Click Start Encoding to Start The Recording

033\_33 Recording Can Be in Stealth Mode in Secret.mpg,33 Recording Can Be in Stealth Mode in Secret

034\_34 Tools Macro Visual BASIC Editor Alt F11.mpg,34 Tools Macro Visual BASIC Editor Alt F11

035\_35 401k Plan Retirement Forecasting SpreadSheet.mpg,35 401k Plan Retirement Forecasting SpreadSheet

036\_36 Overloading Memory May Disable a Program.mpg,36 Overloading Memory May Disable a Program

037\_37 Save Recording and Play Back File.mpg,37 Save Recording and Play Back File

038\_38 Playing Back WMV Looks Like Real Screen.mpg,38 Playing Back WMV Looks Like Real Screen

039\_39 Windows Media Encoder Playback Mode.mpg,39 Windows Media Encoder Playback Mode

040\_40 Free Resources that you Do Not Need.mpg,40 Free Resources that you Do Not Need

041\_41 Saving Windows Media Video File.mpg,41 Saving Windows Media Video File

042\_42 Continuously Capture the Computer.mpg,42 Continuously Capture the Computer

043\_43 MSSBAccounting OnAFree.Com Web Site.mpg,43 MSSBAccounting OnAFree.Com Web Site

044\_44 Entering OnAFree.Com New Company Name.mpg,44 Entering OnAFree.Com New Company Name

045\_45 Educational and Business Environments.mpg,45 Educational and Business Environments

046\_46 Use a LIFO or FIFO Methodology.mpg,46 Use a LIFO or FIFO Methodology

047\_47 Lower The Compression Rate for Space.mpg,47 Lower The Compression Rate for Space

048\_48 Take Screen Shot Every 5 to 10 Seconds.mpg,48 Take Screen Shot Every 5 to 10 Seconds

049\_49 The SAS System is Processing Requests.mpg,49 The SAS System is Processing Requests

050\_50 OnAFree-Net an Example of a File.mpg,50 OnAFree-Net an Example of a File

051\_51 Collaborative Web Site Microsoft Sharepoint.mpg,51 Collaborative Web Site Microsoft Sharepoint

052\_52 Upgrade SB Accounting from a Trial.mpg,52 Upgrade SB Accounting from a Trial

053\_53 Login Here to Blackboard Web Site.mpg,53 Login Here to Blackboard Web Site

054\_54 Quiz Master Questions Prep Workbook Zip.mpg,54 Quiz Master Questions Prep Workbook Zip  
055\_55 Select Test Enter Name and Start Quiz.mpg,55 Select Test Enter Name and Start Quiz  
056\_56 Which of the Following Statements is True.mpg,56 Which of the Following Statements is True  
057\_57 Quote Form Should Have a Company Name.mpg,57 Quote Form Should Have a Company Name  
058\_58 Quiz Results Show Incorrect Answers.mpg,58 Quiz Results Show Incorrect Answers  
059\_59 Auto Open Sub Routing Program Code Audit.mpg,59 Auto Open Sub Routing Program Code Audit  
060\_60 Quiz Program Excel Columns Questions.mpg,60 Quiz Program Excel Columns Questions  
061\_61 Check My Work WWW Online Java Test Run.mpg,61 Check My Work WWW Online Java Test Run  
062\_62 Narrative fo Service Provider Documentation.mpg,62 Narrative fo Service Provider Documentation  
063\_63 Service Provider Documented Policies.mpg,63 Service Provider Documented Policies  
064\_64 Video Attached Security Policy Assessment.mpg,64 Video Attached Security Policy Assessment  
065\_65 Improving a Problem with the IT Security.mpg,65 Improving a Problem with the IT Security  
066\_66 http WWW OnAFree Dot com default.aspx.mpg,66 http WWW OnAFree Dot com default.aspx  
067\_67 Using Zip Files to Package One Upload.mpg,67 Using Zip Files to Package One Upload  
068\_68 Copy Cell To Range of Cells Using Fill.mpg,68 Copy Cell To Range of Cells Using Fill  
069\_69 Download an Audit Trail File Example.mpg,69 Download an Audit Trail File Example  
070\_70 Editing Lecture Into Small Clips.mpg,70 Editing Lecture Into Small Clips  
071\_71 MS SB Accounting Software Installation.mpg,71 MS SB Accounting Software Installation  
072\_72 Problems of download and installing Software.mpg,72 Problems of download and installing Software  
073\_73 Course Outline Displayed on the Web.mpg,73 Course Outline Displayed on the Web  
074\_74 Advanced Microsoft Office Excel 2003.mpg,74 Advanced Microsoft Office Excel 2003  
075\_75 Search for a File In The Assignment Section.mpg,75 Search for a File In The Assignment Section  
076\_76 Find Dialog Box Searching Direction Down.mpg,76 Find Dialog Box Searching Direction Down  
077\_77 Data File Instruction BMP Bit MaP Image.mpg,77 Data File Instruction BMP Bit MaP Image  
078\_78 Controls in Excel Spin Buttons.mpg,78 Controls in Excel Spin Buttons  
079\_79 Power Point Slides Stored on The Web.mpg,79 Power Point Slides Stored on The Web  
080\_80 Quiz Master Display Only Quiz Sheet.mpg,80 Quiz Master Display Only Quiz Sheet  
081\_81 MSSB Accounting Quote Form Quiz Run.mpg,81 MSSB Accounting Quote Form Quiz Run  
082\_82 Optimal Level Security Company Decision.mpg,82 Optimal Level Security Company Decision  
083\_83 Excel Quiz Program True False Question.mpg,83 Excel Quiz Program True False Question  
084\_84 Enter Descripton of the Quiz in this Cell.mpg,84 Enter Descripton of the Quiz in this Cell  
085\_85 Microsoft SB Accounting Quote Forms.mpg,85 Microsoft SB Accounting Quote Forms  
086\_86 Typical QUOTE Forms Contain Information.mpg,86 Typical QUOTE Forms Contain Information  
087\_87 Questions Microsoft SB Accounting.mpg,87 Questions Microsoft SB Accounting  
088\_88 SAP Quote Form Definition and Example.mpg,88 SAP Quote Form Definition and Example  
089\_89 Company Name Should Always be on Quote.mpg,89 Company Name Should Always be on Quote  
090\_90 Mouse Jump as We Capture a Screen Image.mpg,90 Mouse Jump as We Capture a Screen Image  
091\_91 Quiz File Switching Back and Saving to Disk.mpg,91 Quiz File Switching Back and Saving to Disk  
092\_92 Snap a Screen Image Into the Memory.mpg,92 Snap a Screen Image Into the Memory  
093\_93 Entering Questions and Answers.mpg,93 Entering Questions and Answers  
094\_94 VBA Code MakeXLAMenu to Create Menus.mpg,94 VBA Code MakeXLAMenu to Create Menus  
095\_95 Declaring Variables with Dim Statements.mpg,95 Declaring Variables with Dim Statements  
096\_96 VB Visual BASIC Program Code Listing.mpg,96 VB Visual BASIC Program Code Listing  
097\_97 Exit MessageBox There are no Quizzes.mpg,97 Exit MessageBox There are no Quizzes  
098\_98 VBA Error Color Syntax Problems.mpg,98 VBA Error Color Syntax Problems  
099\_99 Under-Bar VBA Line Continuation.mpg,99 Under-Bar VBA Line Continuation

----Appendix B Ends

## A Program Can Detect a Missing Chapter By Spotting The Increments Of Chapter Numbers That Exceed 1

While the first part of the appendix is in text format, the 2<sup>nd</sup> part is in a spreadsheet format. The advantage of the Spreadsheet format is to provide better QA, Quality Assurance and faster debugging, as part of the internal controls. For example, if a chapters has been deleted by mistake, a program can detect it by spotting the increments of chapter numbers that exceed the standard of 1. Likewise, the spreadsheet part of the list of topic makes it easier to separate the lists and treat them differently, for copy and paste operations, that the program may have to perform.

Insert ----Appendix C

Appendix C contains the “VrExport.xls – Video Recording Exported Clip titles Parsed by Microsoft Excel from .inf into .xls.” This facilitates the data processing and reaching individual titles, by their respective cell address, Notice also the file name extensions of .mpg. That is very significant since it enables most media player to playback the contents, without any additional plug-ins. This is rather significant since many environments prohibit end users, who are not administrators, and do not have administrator privileges, from downloading and installing plug-ins, like mpg4 plug-in. Also, the original standard DVD file, has “VOB” file name extension, it is much larger and slower for progressive streaming. Thus these VOB (Video Object) files have been exported to their current state of MPG.

----Appendix C Starts

VrExport.xls – Video Recording Exported Clip titles Parsed by Microsoft Excel from .inf into .xls

| Title   | (888)Nets-Expert.Org Web Microsoft Accounting<br>Excels VBA Audit |
|---|---|
| 001_1 Site at the top of a Search List.mpg              | 1 Site at the top of a Search List                                |
| 002_2 Web Site Promotion and Positioning.mpg            | 2 Web Site Promotion and Positioning                              |
| 003_3 DTD XHTML Version 1 Frames.mpg                    | 3 DTD XHTML Version 1 Frames                                      |
| 004_4 Frameset Elements Name.mpg                        | 4 Frameset Elements Name  |
| 005_5 Exam View Assessment.mpg                          | 5 Exam View Assessment  |
| 006_6 Domain Name Registered.mpg                        | 6 Domain Name Registered  |
| 007_7 Security Policy Video Assessment.mpg              | 7 Security Policy Video Assessment                                |
| 008_8 Markup Language title of Policy Test.mpg          | 8 Markup Language title of Policy Test                            |
| 009_9 Identity Theft Underlying Weak Controls.mpg       | 9 Identity Theft Underlying Weak Controls                         |
| 010_10 Sarbanes-Oxley Requires Documentation.mpg        | 10 Sarbanes-Oxley Requires Documentation                          |
| 011_11 Due Diligence Control Detection of Hackers.mpg   | 11 Due Diligence Control Detection of Hackers                     |
| 012_12 Phony Sales Creation and Detection.mpg           | 12 Phony Sales Creation and Detection                             |
| 013_13 Auditors Do Not Go Through All Records.mpg       | 13 Auditors Do Not Go Through All Records                         |
| 014_14 Creating Phony Sales Can be a Nightmare.mpg      | 14 Creating Phony Sales Can be a Nightmare                        |
| 015_15 Assess Video Remediation Tutoring Quiz.mpg       | 15 Assess Video Remediation Tutoring Quiz                         |
| 016_16 CISA Certified Information Systems Audit.mpg     | 16 CISA Certified Information Systems Audit                       |
| 017_17 Certification CISA Study Review 7 Chapters.mpg   | 17 Certification CISA Study Review 7 Chapters                     |
| 018_18 Digital Drop Box on the WWWeb Portal.mpg         | 18 Digital Drop Box on the WWWeb Portal                           |
| 019_19 Design Mode for Excel and VBA.mpg                | 19 Design Mode for Excel and VBA                                  |
| 020_20 Internal Video Recording Methods.mpg             | 20 Internal Video Recording Methods                               |
| 021_21 Using a Microphone to Record an Audit Trail.mpg  | 21 Using a Microphone to Record an Audit Trail                    |
| 022_22 Audit Trail WWW Microsoft.Com Search.mpg         | 22 Audit Trail WWW Microsoft.Com Search                           |
| 023_23 Download Windows Media Encoder 9 Series.mpg      | 23 Download Windows Media Encoder 9 Series                        |
| 024_24 Download and Save WME.mpg                        | 24 Download and Save WME  |
| 025_25 Windows Media Encode Wizard Installation.mpg     | 25 Windows Media Encode Wizard Installation                       |
| 026_26 Start Program Windows Media and Endcoder.mpg     | 26 Start Program Windows Media and Endcoder                       |
| 027_27 Screen Capture Session New Session Wizard.mpg    | 27 Screen Capture Session New Session Wizard                      |
| 028_28 Audit Trail as a Teaching Tool for Training.mpg  | 28 Audit Trail as a Teaching Tool for Training                    |
| 029_29 Advantages of Recording for Documentation.mpg    | 29 Advantages of Recording for Documentation                      |
| 030_30 Entering a File into the Encode Directory.mpg    | 30 Entering a File into the Encode Directory                      |
| 031_31 Quality Output File WMV Low Medium High.mpg      | 31 Quality Output File WMV Low Medium High                        |
| 032_32 Click Start Encoding to Start The Recording.mpg  | 32 Click Start Encoding to Start The Recording                    |
| 033_33 Recording Can Be in Stealth Mode in Secret.mpg   | 33 Recording Can Be in Stealth Mode in Secret                     |
| 034_34 Tools Macro Visual BASIC Editor Alt F11.mpg      | 34 Tools Macro Visual BASIC Editor Alt F11                        |
| 035_35 401k Plan Retirement Forecasting SpreadSheet.mpg | 35 401k Plan Retirement Forecasting<br>SpreadSheet                |
| 036_36 Overloading Memory May Disable a Program.mpg     | 36 Overloading Memory May Disable a Program                       |
| 037_37 Save Recording and Play Back File.mpg            | 37 Save Recording and Play Back File                              |
| 038_38 Playing Back WMV Looks Like Real Screen.mpg      | 38 Playing Back WMV Looks Like Real Screen                        |
| 039_39 Windows Media Encoder Playback Mode.mpg          | 39 Windows Media Encoder Playback Mode                            |
| 040_40 Free Resources that you Do Not Need.mpg          | 40 Free Resources that you Do Not Need                            |
| 041_41 Saving Windows Media Video File.mpg              | 41 Saving Windows Media Video File                                |
| 042_42 Continuously Capture the Computer.mpg            | 42 Continuously Capture the Computer                              |
| 043_43 MSSBAccounting OnAFree.Com Web Site.mpg          | 43 MSSBAccounting OnAFree.Com Web Site                            |
| 044_44 Entering OnAFree.Com New Company Name.mpg        | 44 Entering OnAFree.Com New Company Name                          |
| 045_45 Educational and Business Environments.mpg        | 45 Educational and Business Environments                          |
| 046_46 Use a LIFO or FIFO Methodology.mpg               | 46 Use a LIFO or FIFO Methodology                                 |

|   |   |
|---|---|
| 047_47 Lower The Compression Rate for Space.mpg         | 47 Lower The Compression Rate for Space         |
| 048_48 Take Screen Shot Every 5 to 10 Seconds.mpg       | 48 Take Screen Shot Every 5 to 10 Seconds       |
| 049_49 The SAS System is Processing Requests.mpg        | 49 The SAS System is Processing Requests        |
| 050_50 OnAFree-Net an Example of a File.mpg             | 50 OnAFree-Net an Example of a File             |
| 051_51 Collaborative Web Site Microsoft Sharepoint.mpg  | 51 Collaborative Web Site Microsoft Sharepoint  |
| 052_52 Upgrade SB Accounting from a Trial.mpg           | 52 Upgrade SB Accounting from a Trial           |
| 053_53 Login Here to Blackboard Web Site.mpg            | 53 Login Here to Blackboard Web Site            |
| 054_54 Quiz Master Questions Prep Workbook Zip.mpg      | 54 Quiz Master Questions Prep Workbook Zip      |
| 055_55 Select Test Enter Name and Start Quiz.mpg        | 55 Select Test Enter Name and Start Quiz        |
| 056_56 Which of the Following Statements is True.mpg    | 56 Which of the Following Statements is True    |
| 057_57 Quote Form Should Have a Company Name.mpg        | 57 Quote Form Should Have a Company Name        |
| 058_58 Quiz Results Show Incorrect Answers.mpg          | 58 Quiz Results Show Incorrect Answers          |
| 059_59 Auto Open Sub Routing Program Code Audit.mpg     | 59 Auto Open Sub Routing Program Code Audit     |
| 060_60 Quiz Program Excel Columns Questions.mpg         | 60 Quiz Program Excel Columns Questions         |
| 061_61 Check My Work WWW Online Java Test Run.mpg       | 61 Check My Work WWW Online Java Test Run       |
| 062_62 Narrative fo Service Provider Documentation.mpg  | 62 Narrative fo Service Provider Documentation  |
| 063_63 Service Provider Documented Policies.mpg         | 63 Service Provider Documented Policies         |
| 064_64 Video Attached Security Policy Assessment.mpg    | 64 Video Attached Security Policy Assessment    |
| 065_65 Improving a Problem with the IT Security.mpg     | 65 Improving a Problem with the IT Security     |
| 066_66 http WWW OnAFree Dot com default aspx.mpg        | 66 http WWW OnAFree Dot com default aspx        |
| 067_67 Using Zip Files to Package One Upload.mpg        | 67 Using Zip Files to Package One Upload        |
| 068_68 Copy Cell To Range of Cells Using Fill.mpg       | 68 Copy Cell To Range of Cells Using Fill       |
| 069_69 Download an Audit Trail File Example.mpg         | 69 Download an Audit Trail File Example         |
| 070_70 Editing Lecture Into Small Clips.mpg             | 70 Editing Lecture Into Small Clips             |
| 071_71 MS SB Accounting Software Installation.mpg       | 71 MS SB Accounting Software Installation       |
| 072_72 Problems of download and installing Software.mpg | 72 Problems of download and installing Software |
| 073_73 Course Outline Displayed on the Web.mpg          | 73 Course Outline Displayed on the Web          |
| 074_74 Advanced Microsoft Office Excel 2003.mpg         | 74 Advanced Microsoft Office Excel 2003         |
| 075_75 Search for a File In The Assignment Section.mpg  | 75 Search for a File In The Assignment Section  |
| 076_76 Find Dialog Box Searching Direction Down.mpg     | 76 Find Dialog Box Searching Direction Down     |
| 077_77 Data File Instruction BMP Bit MaP Image.mpg      | 77 Data File Instruction BMP Bit MaP Image      |
| 078_78 Controls in Excel Spin Buttons.mpg               | 78 Controls in Excel Spin Buttons               |
| 079_79 Power Point Slides Stored on The Web.mpg         | 79 Power Point Slides Stored on The Web         |
| 080_80 Quiz Master Display Only Quiz Sheet.mpg          | 80 Quiz Master Display Only Quiz Sheet          |
| 081_81 MSSB Accounting Quote Form Quiz Run.mpg          | 81 MSSB Accounting Quote Form Quiz Run          |
| 082_82 Optimal Level Security Company Decision.mpg      | 82 Optimal Level Security Company Decision      |
| 083_83 Excel Quiz Program True False Question.mpg       | 83 Excel Quiz Program True False Question       |
| 084_84 Enter Descripton of the Quiz in this Cell.mpg    | 84 Enter Descripton of the Quiz in this Cell    |
| 085_85 Microsoft SB Accounting Quote Forms.mpg          | 85 Microsoft SB Accounting Quote Forms          |
| 086_86 Typical QUOTE Forms Contain Information.mpg      | 86 Typical QUOTE Forms Contain Information      |
| 087_87 Questions Microsoft SB Accounting.mpg            | 87 Questions Microsoft SB Accounting            |
| 088_88 SAP Quote Form Definition and Example.mpg        | 88 SAP Quote Form Definition and Example        |
| 089_89 Company Name Should Always be on Quote.mpg       | 89 Company Name Should Always be on Quote       |
| 090_90 Mouse Jump as We Capture a Screen Image.mpg      | 90 Mouse Jump as We Capture a Screen Image      |
| 091_91 Quiz File Switching Back and Saving to Disk.mpg  | 91 Quiz File Switching Back and Saving to Disk  |
| 092_92 Snap a Screen Image Into the Memory.mpg          | 92 Snap a Screen Image Into the Memory          |
| 093_93 Entering Questions and Answers.mpg               | 93 Entering Questions and Answers               |
| 094_94 VBA Code MakeXLAMenu to Create Menus.mpg         | 94 VBA Code MakeXLAMenu to Create Menus         |
| 095_95 Declaring Variables with Dim Statements.mpg      | 95 Declaring Variables with Dim Statements      |
| 096_96 VB Visual BASIC Program Code Listing.mpg         | 96 VB Visual BASIC Program Code Listing         |

097\_97 Exit MessageBox There are no Quizzes.mpg  
098\_98 VBA Error Color Syntax Problems.mpg  
099\_99 Under-Bar VBA Line Continuation.mpg

97 Exit MessageBox There are no Quizzes  
98 VBA Error Color Syntax Problems  
99 Under-Bar VBA Line Continuation

----Appendix C Ends

Insert ----Appendix D

Appendix D deals with issues of Disc Label Design and Production. The disk label “1(888)Nets-Expert.Org Web Microsoft Accounting Excels VBA Audit,” Which includes not only a URL and a Toll-Free number, but also a descriptive title. Its importance for publishing on-demand is to facilitate not only recognition of the topic but also telephone and web site support. Users can easily call or surf the web site to obtain answers to common questions. Finally, appendix E, F, and G deal with the “24BitMap-bmp-dib-DiskCoverLabelImage-SonicAndSureThinkDotCom.” The disc, case, and jewel cover distinctive design is important for quick recognition of the DVD, especially, when a large collection of DVDs and CDs exists. The distinctive patterns help users identify the relevant disk.



.. 1 (888)Nets-Expert.Org Web Microsoft Accounting Excels VBA Audit.mdi

**1**

Pasted as Device Independent Bit Map format

----Appendix D Ends

----Appendix D Starts  
Disc Label Design and Production



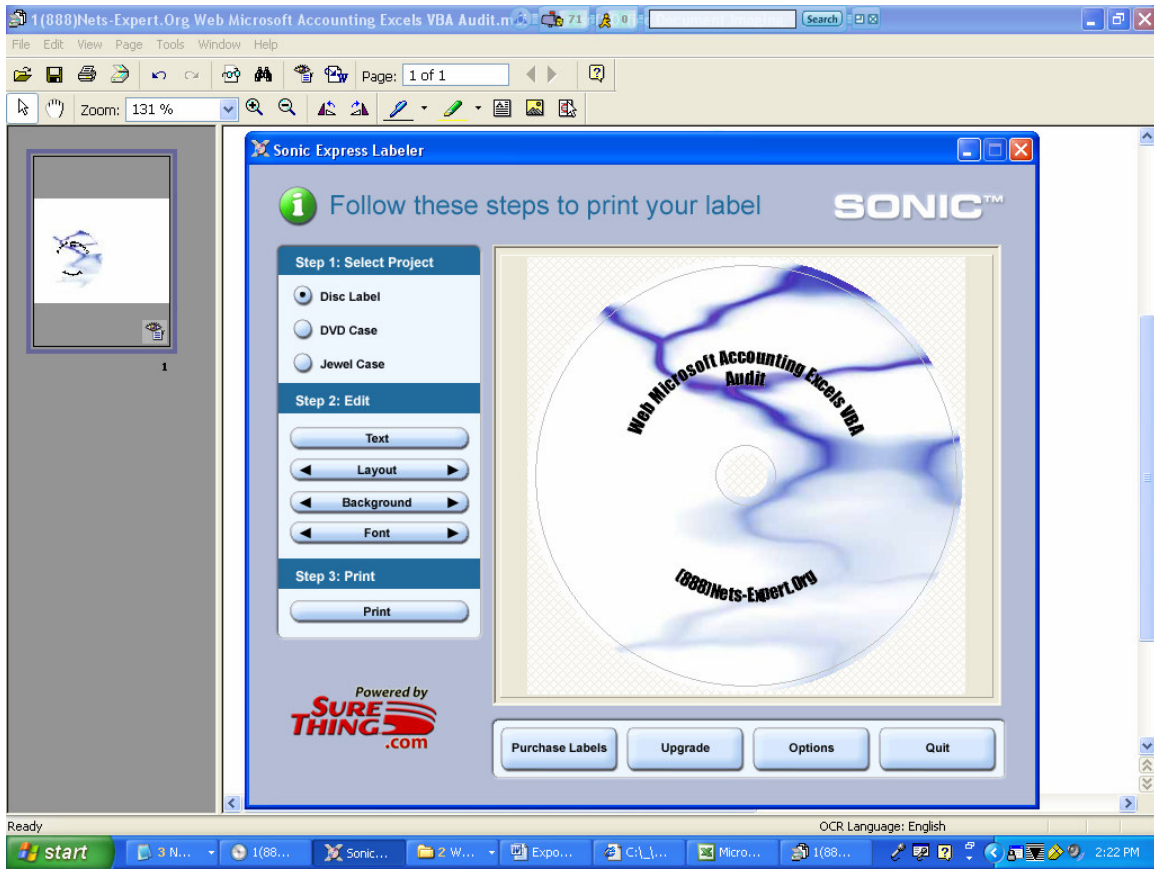
1 (888)Nets-Expert.Org Web Microsoft Accounting Excels VBA Audit.mdi  
Pasted as Device Independent Bit Map format

----Appendix D Ends

24BitMap-bmp-dib-DiskCoverLabelImage-SonicAndSureThinkDotCom

----Appendix E Starts

24BitMap-bmp-dib-DiskCoverLabelImage-SonicAndSureThinkDotCom

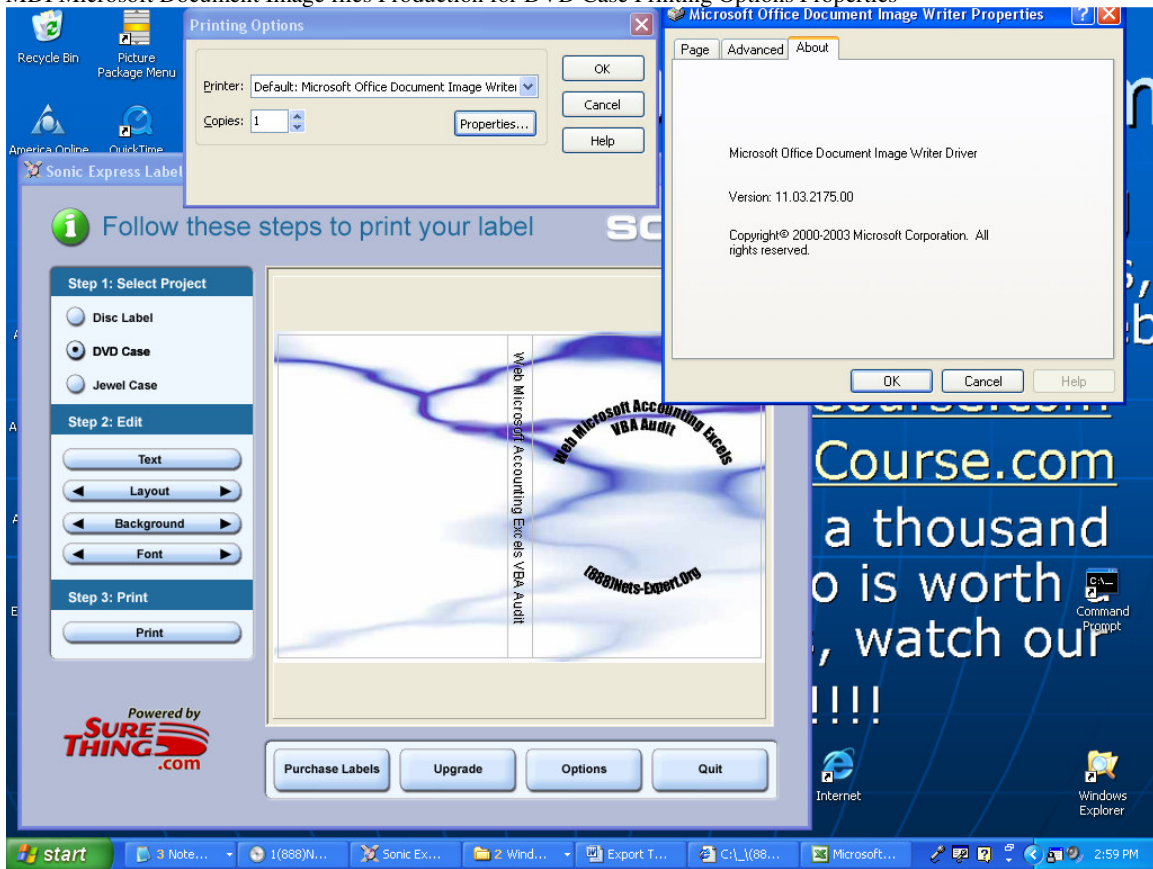


----Appendix E Ends

----Appendix F Starts

DVDCaseCoverLabelImage-SonicAndSureThinkDotCom24-BitMap-Dib.bmp File Name

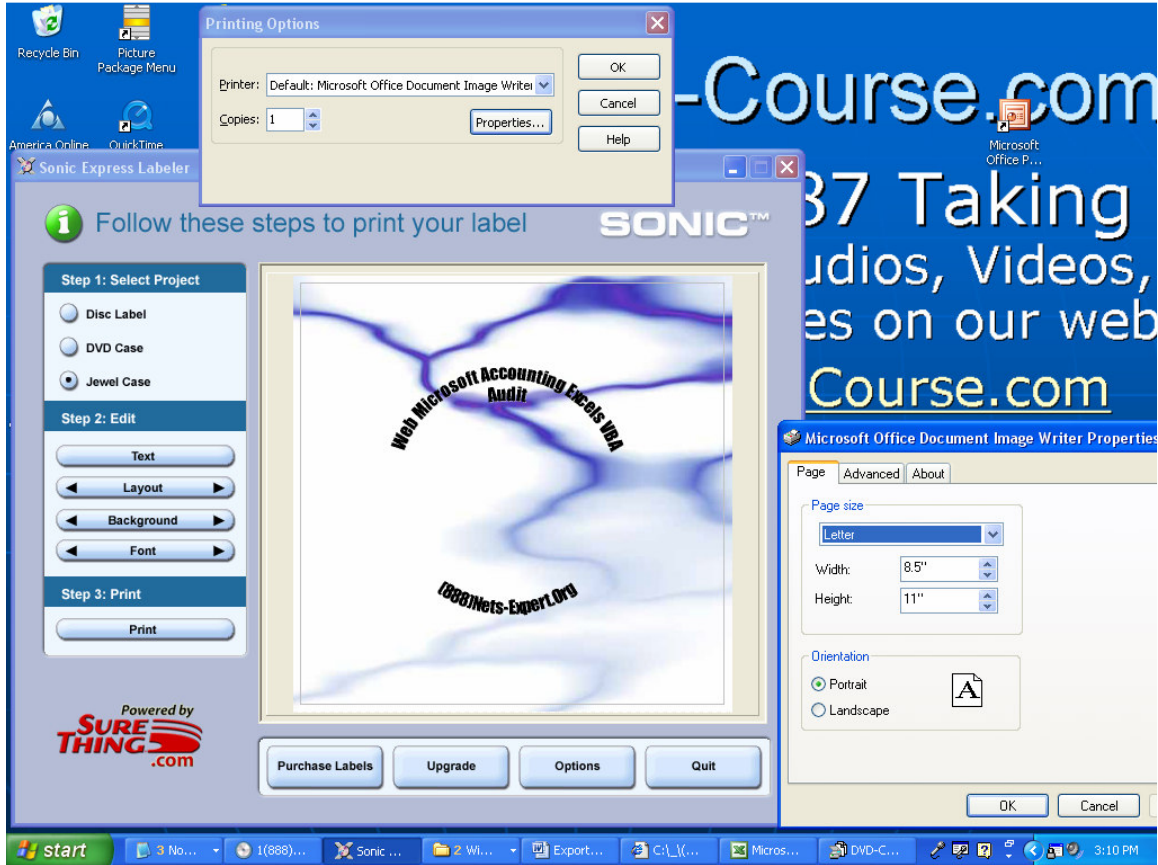
MDI Microsoft Document Image files Production for DVD Case Printing Options Properties



----Appendix F Ends

----Appendix G Starts

DVDJewelCaseCoverLabelImage-SonicAndSureThinkDotCom24-BitMap-Dib.bmp File Name  
MDI Microsoft Document Image files Production for DVD Jewel Case Printing Options Properties



----Appendix G Ends

----Appendix H Starts

----Appendix H Ends

